
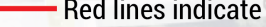





KEY

-  Boat Unloading Areas
-  Red lines indicate temporary parking lot closure checkpoints during the launching/recovery of competitor boats (limited windows on Sat/Sun; approximately 8:30-10:30).
-  Yellow line indicates traffic flow to the marina and ramp a during the closure of the western part of the lower lot.