



iStartPro



https://www.youtube.com/watch?time_continue=62&v=atpCy5m6X-s&feature=emb_logo



iStartPro



Operating the iStart

POWER button – Press to turn ON, hold to turn OFF.

MODE button – Press to see details of currently selected mode, hold 3 seconds to select desired mode

HORN button – Press to sound the horn





START button – Press to start a race sequence, hold for 3 seconds to reset and stop





iStartPro



Rule 26 Starts				
Usually 5 minutes but also available in 3 or 10 minute versions.				
Time until start (mm:ss)	Flag	Internal Beeper	Loud Horn	Description
6:00 optional	✓		5 short	Alert - optional
5:30 optional	✓	30, 20, 10, 5,4,3,2,1,Flag		optional
5:00	Class Flag UP 		1 long	Warning Signal
4:30		30, 20, 10, 5,4,3,2,1,Flag		
4:00	P-Flag UP 		1 long	Preparatory Signal
1:30		30, 20, 10, 5,4,3,2,1,Flag		
1:00	P-Flag DOWN 		1 extra long	1 Minute until Start Signal
0:30		30, 20, 10, 5,4,3,2,1,Flag		
0:00	Class Flag DOWN and next Class Flag UP 		1 long	First Start and Warning Signal for next start